

UPPER DOORS OPEN BY
UNLATCHING IN LOWER
COMPARTMENT AND CAN
BE CLOSED INDEPENDENTLY

ALUMINUM NO. PLATE

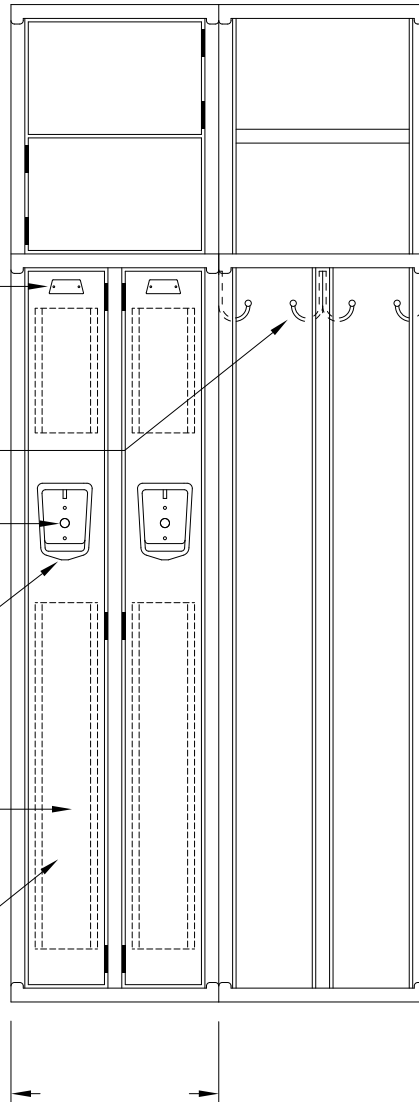
TWO SGL. PRONG WALL
HOOKS EA. OPENING

LOCK HOLE COVER PL.

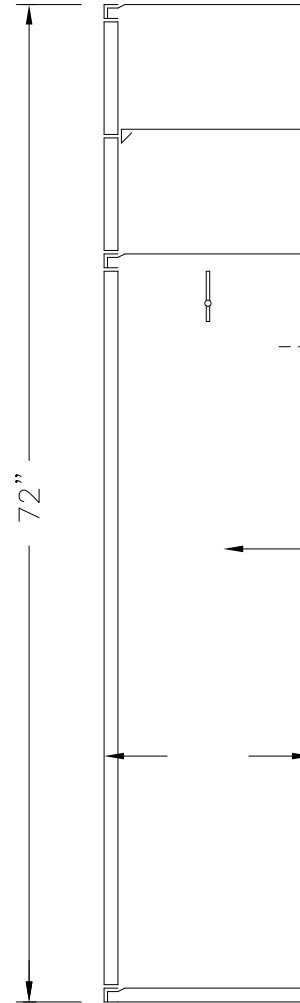
STAINLESS RECESSED
POCKET W/ PADLOCK
EYE

QUIET SOUND DAMPENING
PANEL

16GA. FRAME W/ 18GA.
DOORS



ELEVATION



24GA. BODY &
TIER HEADS

SECTION @ WALL

72" TWO PERSON GUARDIAN KNOCKDOWN LOCKER W/ MEDALLION OPTION

TYPICAL FOR 15" & 18" WIDE, ALLOW 1/16" CREEPAGE PER FRAME
TYPICAL FOR 12" & 15" DEEP

This drawing shows a standard Penco Product. Any modifications
to the product must be approved by Penco Engineering. 8/6/2001



151572GM2P.dwg

UPPER DOORS OPEN BY
UNLATCHING IN LOWER
COMPARTMENT AND CAN
BE CLOSED INDEPENDENTLY

ALUMINUM NO. PLATE

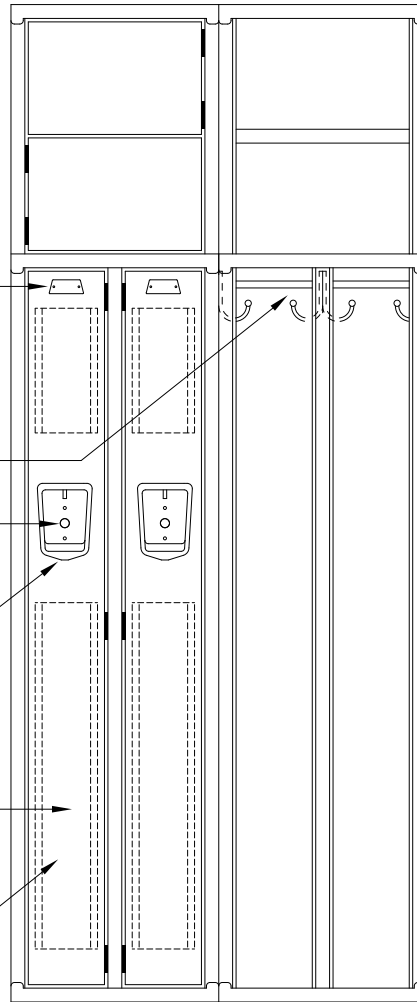
ONE COAT ROD &
TWO SGL. PRONG WALL
HOOKS EA. OPENING

LOCK HOLE COVER PL.

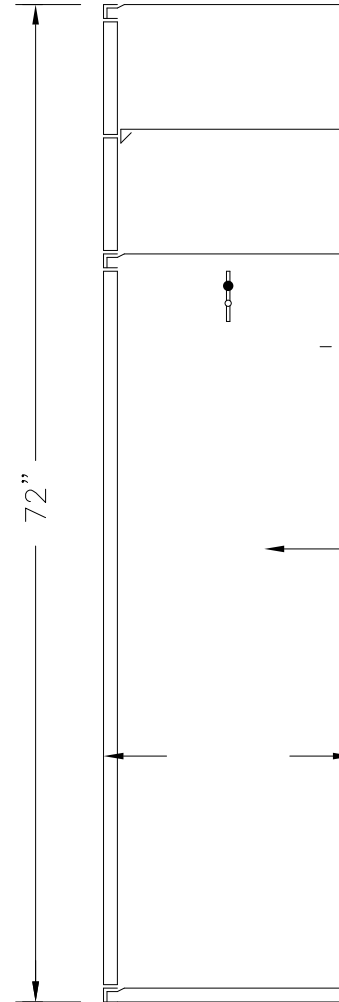
STAINLESS RECESSED
POCKET W/ PADLOCK
EYE

QUIET SOUND DAMPENING
PANEL

16GA. FRAME W/ 18GA.
DOORS



ELEVATION



72"

24GA. BODY &
TIER HEADS

SECTION @ WALL

72" HIGH TWO PERSON GUARDIAN KNOCKDOWN LOCKER W/ MEDALLION OPTION

TYPICAL FOR 15" & 18" WIDE, ALLOW 1/16" CREEPAGE PER FRAME
TYPICAL FOR 18" & 21" DEEP

This drawing shows a standard Penco Product. Any modifications to the product must be approved by Penco Engineering. 8/6/2001



ALUMINUM NO. PLATE

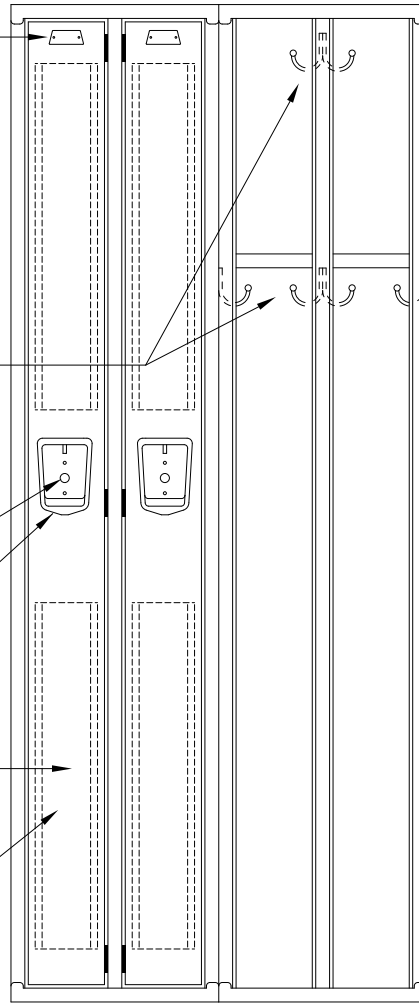
THREE SGL. PRONG WALL
HOOKS EA. OPENING

LOCK HOLE COVER PLATE

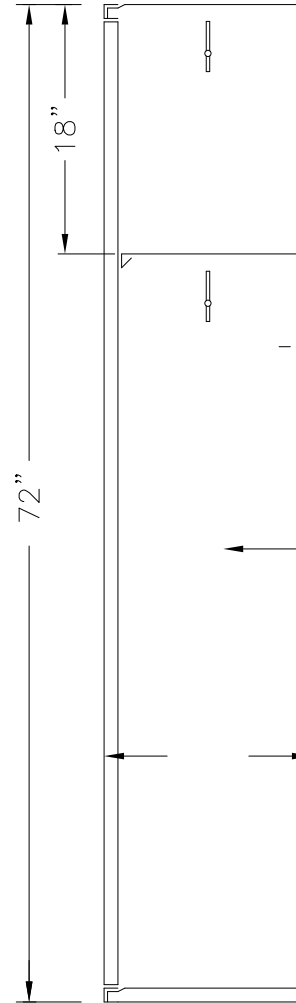
STAINLESS STEEL
RECESSED POCKET
WITH PADLOCK EYE

QUIET SOUND DAMPENING
PANEL

16GA. FRAME W/ 18GA.
DOORS



ELEVATION



72"

18"

24GA. BODY &
TIER HEADS

SECTION @ WALL

72" DUPLEX GUARDIAN KNOCKDOWN LOCKER W/ MEDALLION OPTION

15" WIDE, ALLOW 1/16" CREEPAGE PER FRAME
15" DEEP

This drawing shows a standard Penco Product. Any modifications to the product must be approved by Penco Engineering. 8/6/2001



151572GMDX.dwg

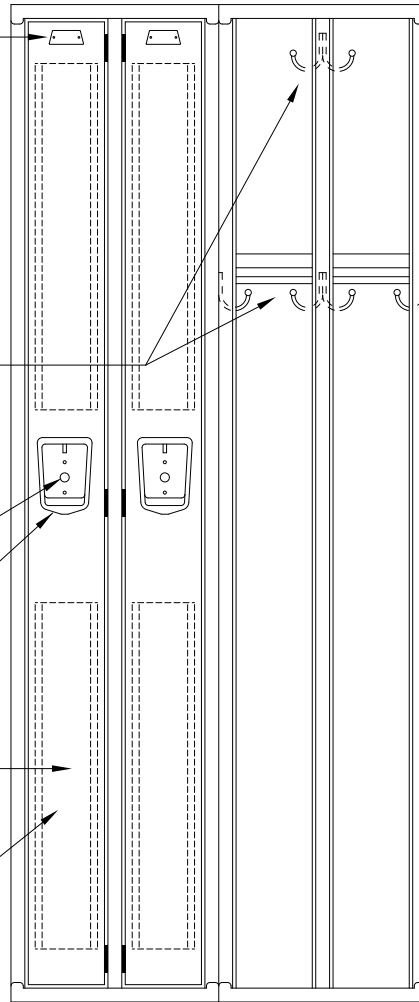
ALUMINUM NO. PLATE

ONE COAT ROD &
THREE SGL. PRONG WALL
HOOKS EA. OPENING

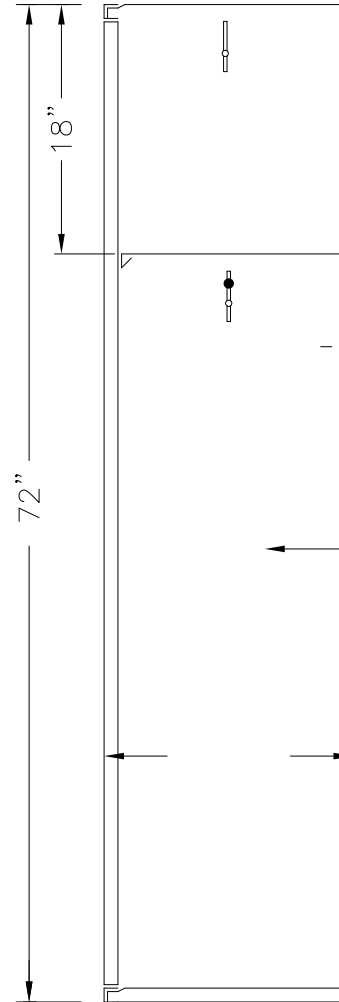
LOCK HOLE COVER PLATE
STAINLESS STEEL
RECESSED POCKET
WITH PADLOCK EYE

QUIET SOUND DAMPENING
PANEL

16GA. FRAME W/ 18GA.
DOORS



ELEVATION



72"

18"

24GA. BODY &
TIER HEADS

SECTION @ WALL

72" DUPLEX GUARDIAN KNOCKDOWN LOCKER W/ MEDALLION OPTION

TYPICAL 15" & 18" WIDE, ALLOW 1/16" CREEPAGE PER FRAME
18" & 21" DEEP

This drawing shows a standard Penco Product. Any modifications to the product must be approved by Penco Engineering. 8/6/2001

