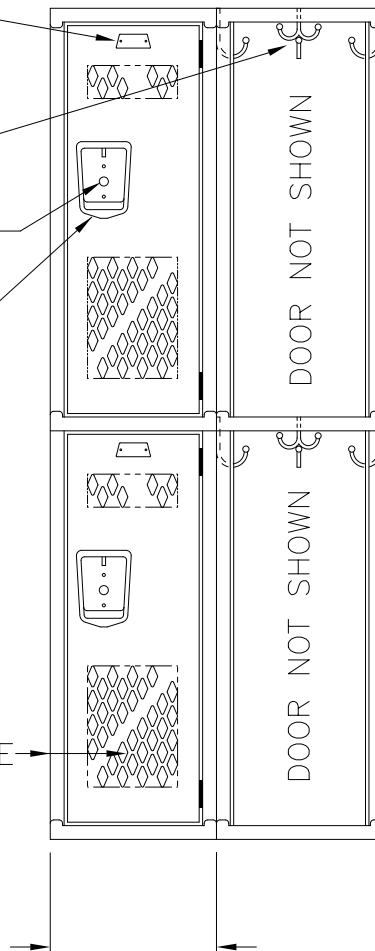
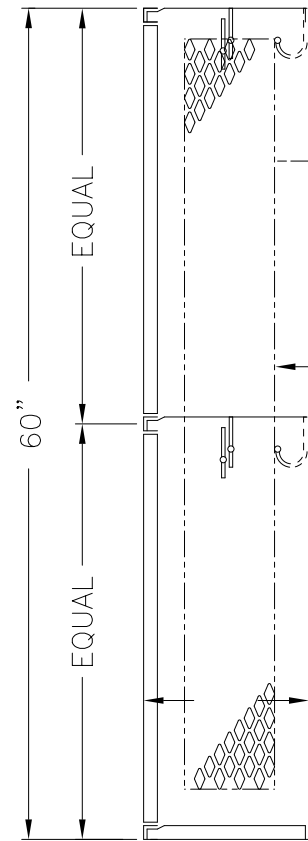


ALUMINUM NO. PLATE
 ONE DBL. PRONG CEILING
 HOOK & THREE SGL. PRONG
 WALL HOOKS EA. OPENING
 LOCK HOLE COVER PLATE
 STAINLESS STEEL RECESSED
 POCKET WITH PADLOCK EYE

14GA. DOOR & 16GA. FRAME
 DOOR RECEIVES DIAMOND
 PERFORATIONS



ELEVATION



16GA. TOP, BOTTOM,
 SHELF & DIVISIONS
 DIVISION RECEIVES DIAMOND
 PERFORATIONS
 18GA. BACK

SECTION @ WALL

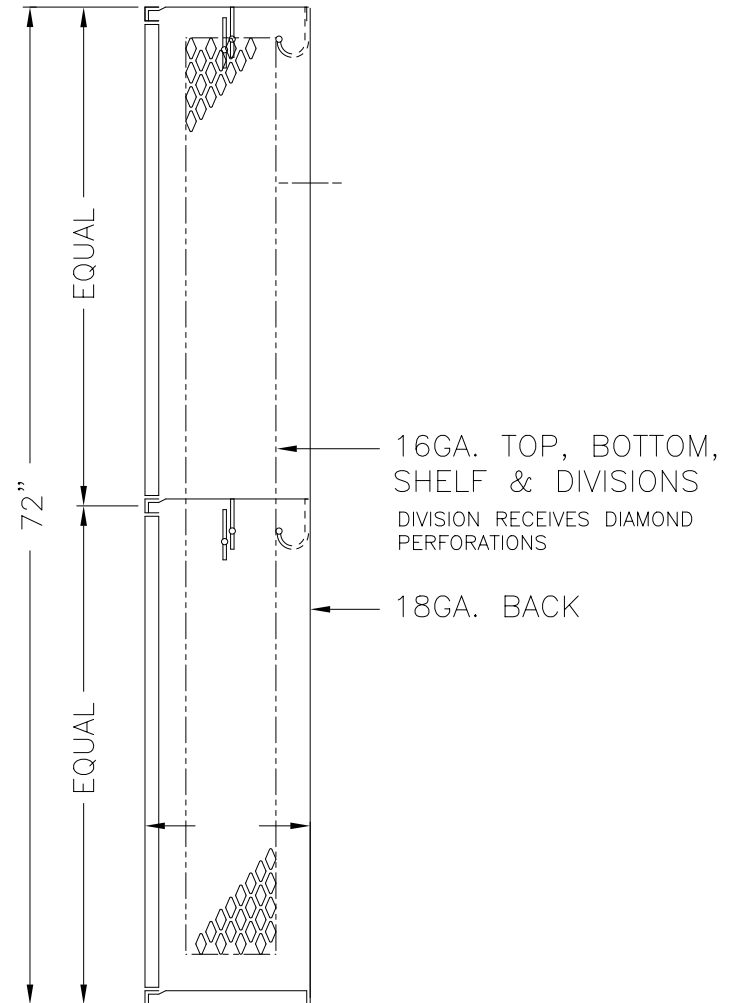
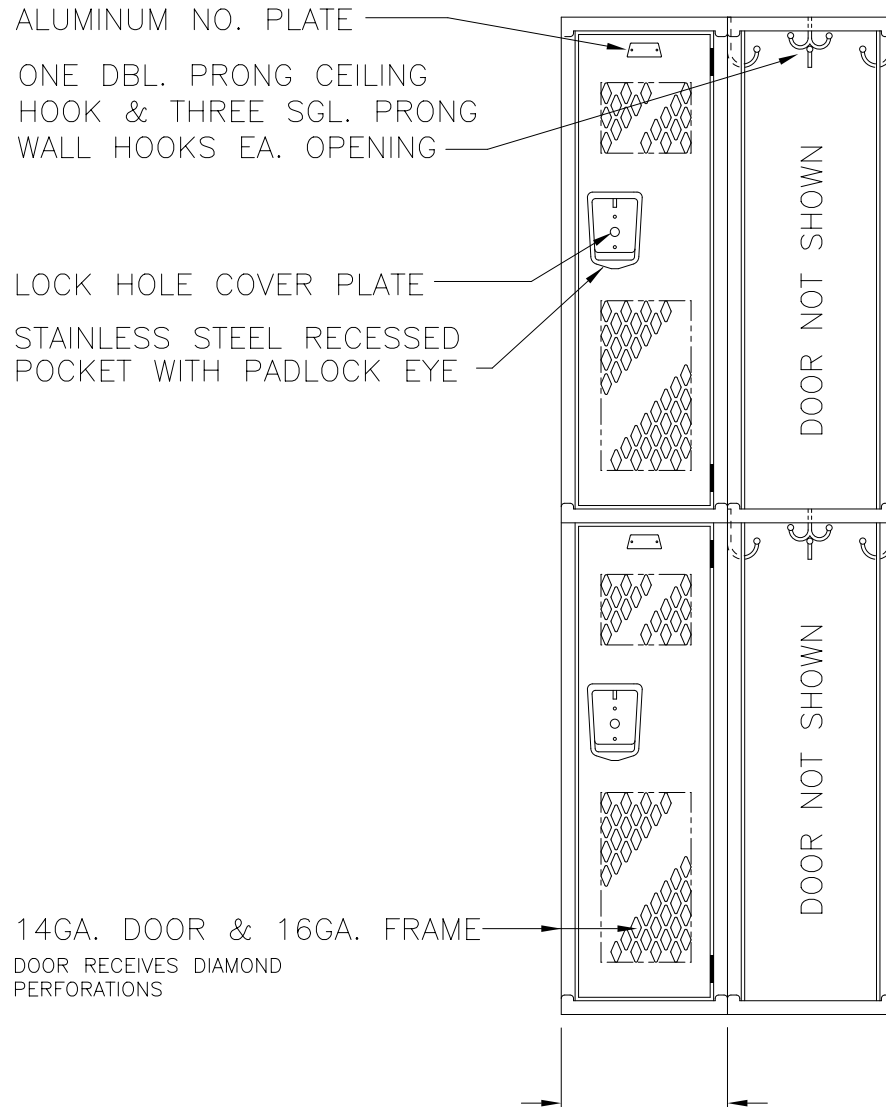
60" HIGH DOUBLE TIER INVINCIBLE II KNOCKDOWN LOCKER

12" WIDE, ALLOW 1/16" CREEPAGE PER FRAME
 TYPICAL FOR 12", 15", 18", & 21" DEEP

This drawing shows a standard Penco Product. Any modifications
 to the product must be approved by Penco Engineering. 8/6/2001



121260INV2T.dwg



14GA. DOOR & 16GA. FRAME
DOOR RECEIVES DIAMOND PERFORATIONS

16GA. TOP, BOTTOM, SHELF & DIVISIONS
DIVISION RECEIVES DIAMOND PERFORATIONS
18GA. BACK

ELEVATION SECTION @ WALL
72" HIGH DOUBLE TIER INVINCIBLE II KNOCKDOWN LOCKER
12" WIDE, ALLOW 1/16" CREEPAGE PER FRAME
TYPICAL FOR 12", 15", 18", 21" & 24" DEEP

This drawing shows a standard Penco Product. Any modifications to the product must be approved by Penco Engineering. 8/6/2001



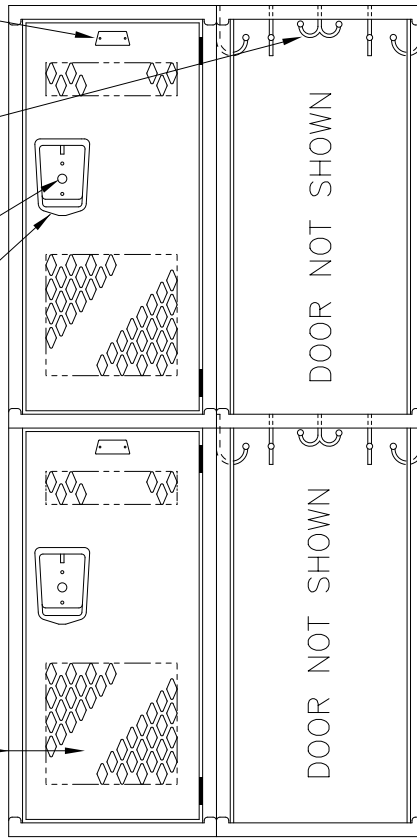
ALUMINUM NO. PLATE

ONE DBL. PRONG CEILING
HOOK & FOUR SGL. PRONG
WALL HOOKS EA. OPENING

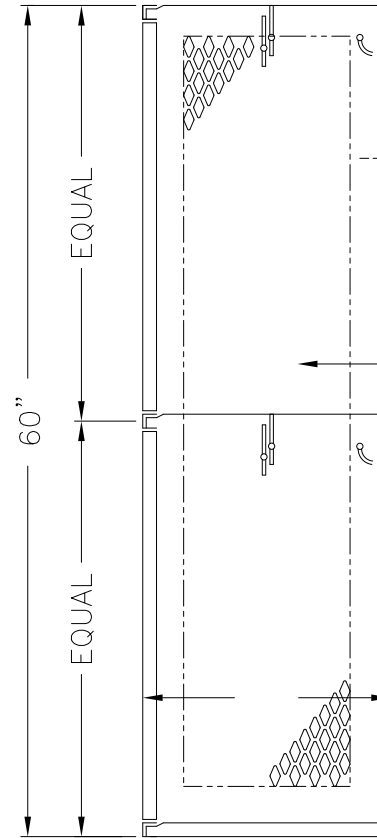
LOCK HOLE COVER PLATE

STAINLESS STEEL RECESSED
POCKET WITH PADLOCK EYE

14GA. DOOR & 16GA. FRAME
DOOR RECEIVES DIAMOND
PERFORATIONS
18" RECEIVES DOOR REINFORCING PAN



ELEVATION



SECTION @ WALL

60" HIGH DOUBLE TIER INVINCIBLE II KNOCKDOWN LOCKER

TYPICAL FOR 15", 18", & 24" WIDE, ALLOW 1/16" CREEPAGE PER FRAME
TYPICAL FOR 12", 15", 18", 21", & 24" DEEP

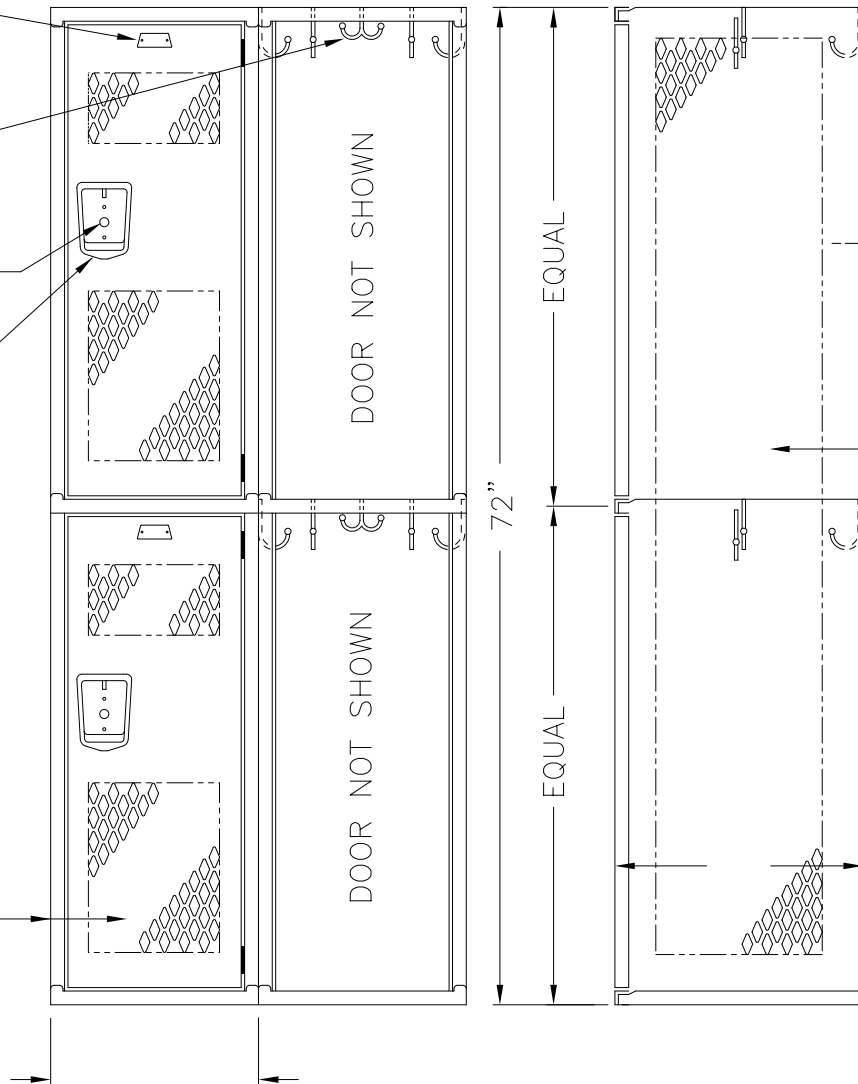
This drawing shows a standard Penco Product. Any modifications to the product must be approved by Penco Engineering. 8/6/2001



ALUMINUM NO. PLATE
 ONE DBL. PRONG CEILING
 HOOK & FOUR SGL. PRONG
 WALL HOOKS EA. OPENING

LOCK HOLE COVER PLATE
 STAINLESS STEEL RECESSED
 POCKET WITH PADLOCK EYE

14GA. DOOR & 16GA. FRAME
 DOOR RECEIVES DIAMOND
 PERFORATIONS
 18" RECEIVES DOOR REINFORCING PAN



16GA. TOP, BOTTOM,
 SHELF & DIVISIONS
 DIVISION RECEIVES DIAMOND
 PERFORATIONS
 18GA. BACK

ELEVATION

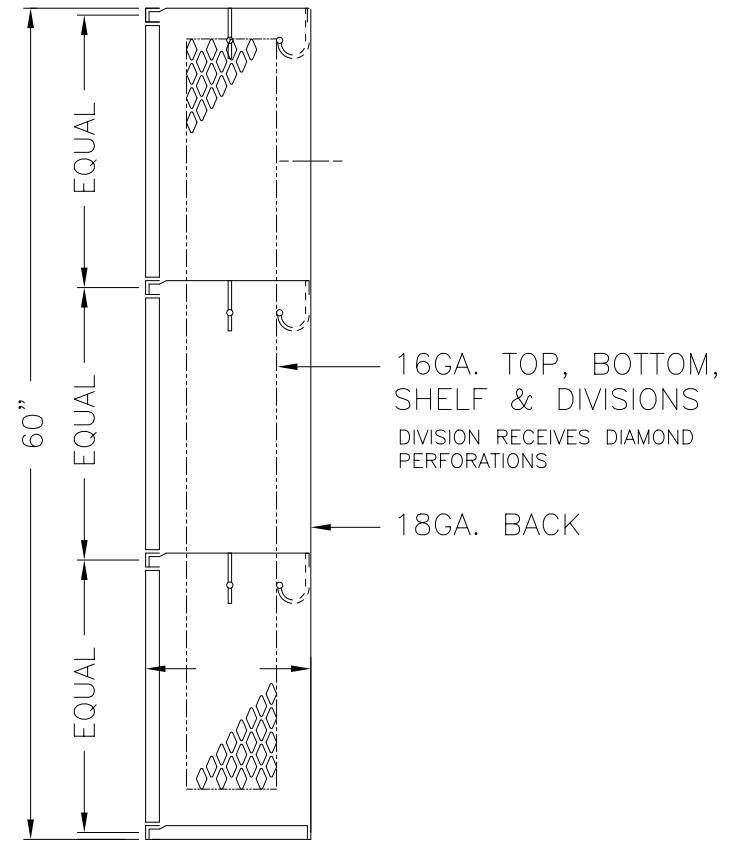
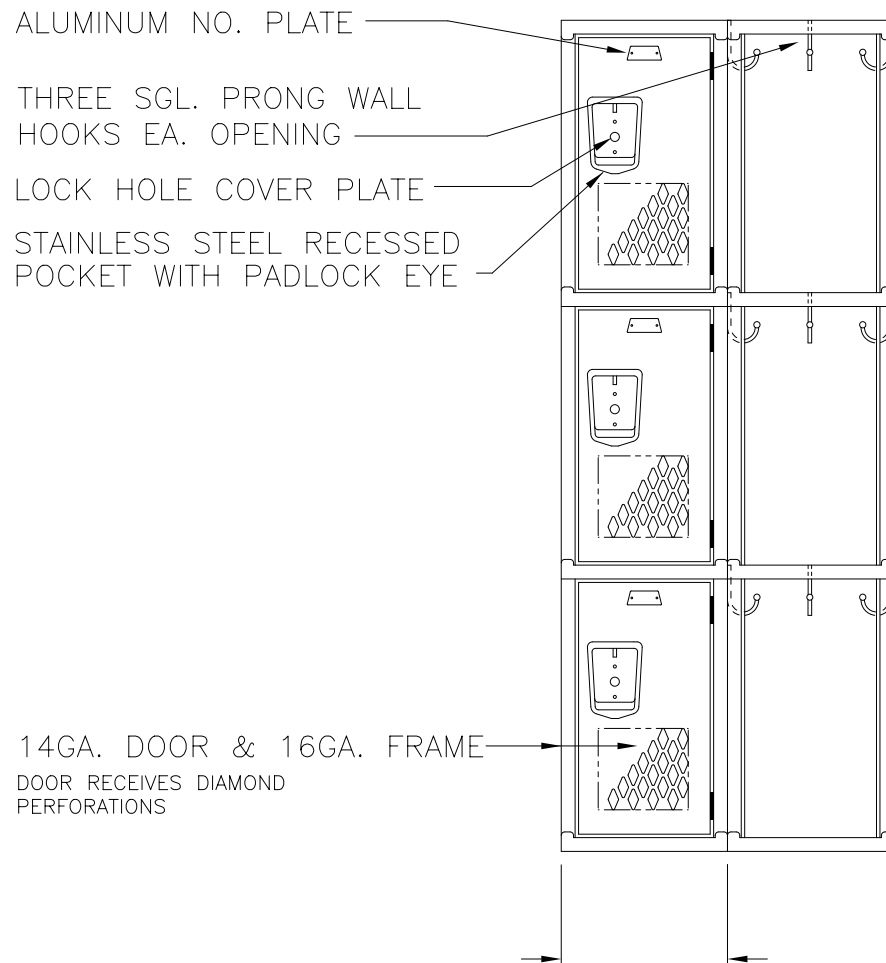
SECTION @ WALL

72" HIGH DOUBLE TIER INVINCIBLE II KNOCKDOWN LOCKER

15", 18" & 24" WIDE, ALLOW 1/16" CREEPAGE PER FRAME
TYPICAL FOR 12", 15", 18", 21", & 24" DEEP

This drawing shows a standard Penco Product. Any modifications to the product must be approved by Penco Engineering. 8/6/2001





ELEVATION

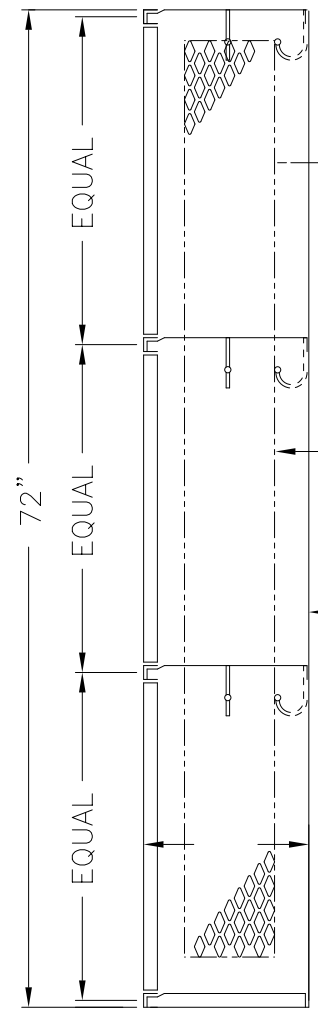
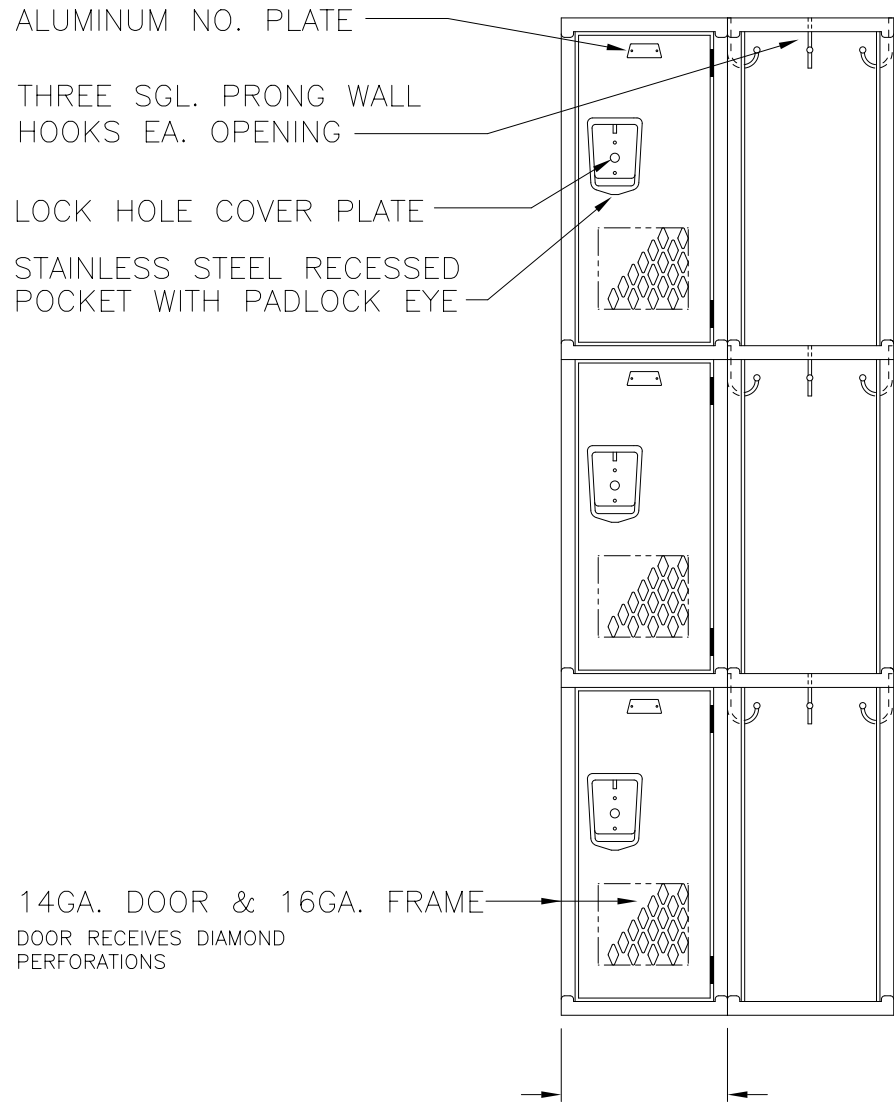
SECTION @ WALL

60" HIGH TRIPLE TIER INVINCIBLE II KNOCKDOWN LOCKER

12" WIDE, ALLOW 1/16" CREEPAGE PER FRAME
TYPICAL FOR 12", 15", 18", & 21" DEEP

This drawing shows a standard Penco Product. Any modifications to the product must be approved by Penco Engineering. 8/6/2001





ALUMINUM NO. PLATE

THREE SGL. PRONG WALL HOOKS EA. OPENING

LOCK HOLE COVER PLATE

STAINLESS STEEL RECESSED POCKET WITH PADLOCK EYE

14GA. DOOR & 16GA. FRAME
DOOR RECEIVES DIAMOND PERFORATIONS

16GA. TOP, BOTTOM, SHELF & DIVISIONS
DIVISION RECEIVES DIAMOND PERFORATIONS
18GA. BACK

ELEVATION

SECTION @ WALL

72" HIGH TRIPLE TIER INVINCIBLE II KNOCKDOWN LOCKER

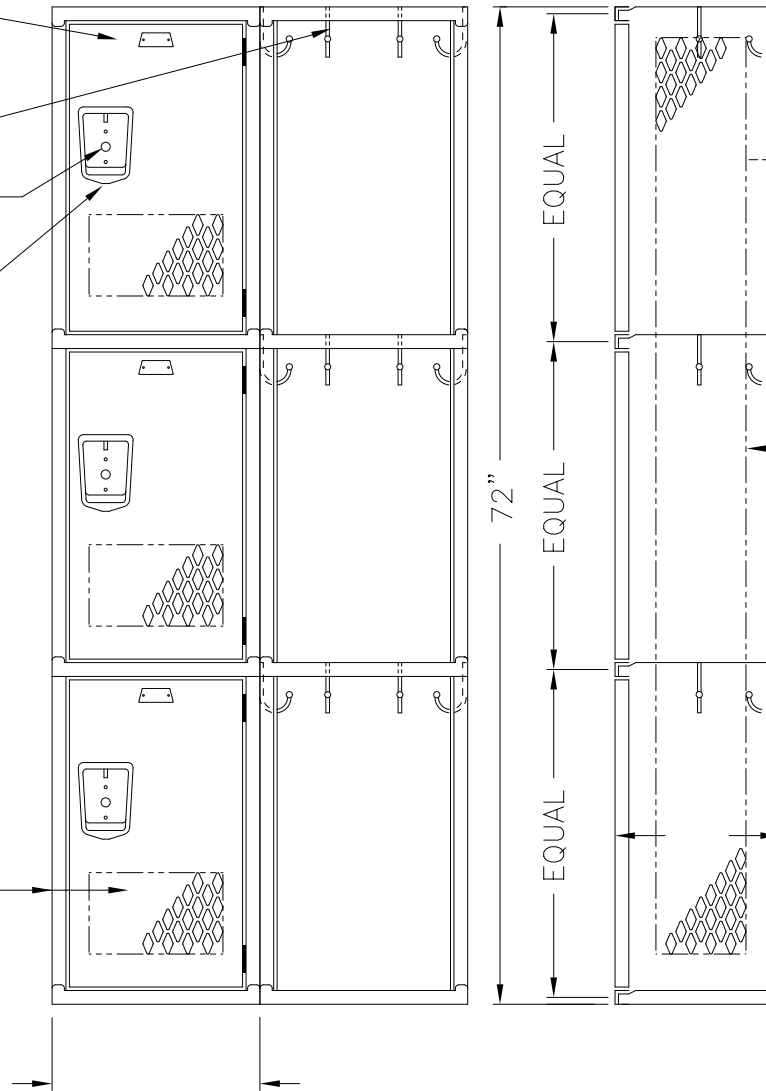
12" WIDE, ALLOW 1/16" CREEPAGE PER FRAME
TYPICAL FOR 12", 15", 18", & 21" DEEP

This drawing shows a standard Penco Product. Any modifications to the product must be approved by Penco Engineering. 8/6/2001



ALUMINUM NO. PLATE
 FOUR SGL. PRONG WALL
 HOOKS EA. OPENING
 LOCK HOLE COVER PLATE
 STAINLESS STEEL RECESSED
 POCKET WITH PADLOCK EYE

14GA. DOOR & 16GA. FRAME
 DOOR RECEIVES DIAMOND
 PERFORATIONS



16GA. TOP, BOTTOM,
 SHELF & DIVISIONS
 DIVISION RECEIVES DIAMOND
 PERFORATIONS
 18GA. BACK

ELEVATION

SECTION @ WALL

72" HIGH TRIPLE TIER INVINCIBLE II KNOCKDOWN LOCKER

15" WIDE, ALLOW 1/16" CREEPAGE PER FRAME
 TYPICAL FOR 12", 15", 18", & 21" DEEP



This drawing shows a standard Penco Product. Any modifications to the product must be approved by Penco Engineering. 8/6/2001