

ALUMINUM NO. PLATE

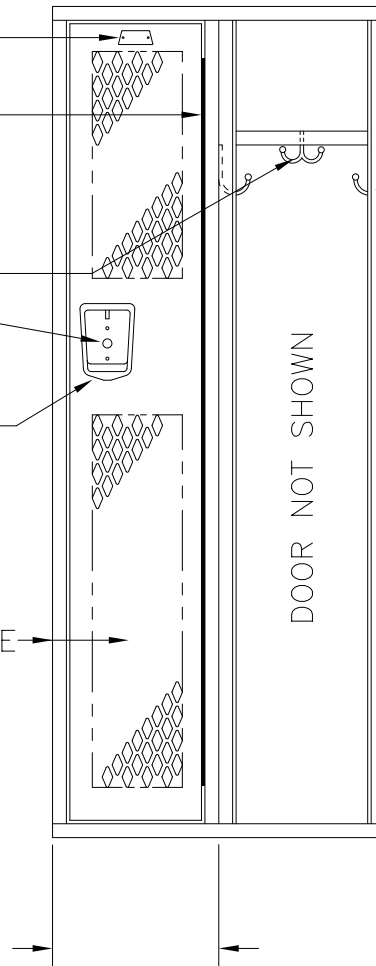
CONTINUOUS HINGE

ONE DBL. PRONG CEILING
HOOK & TWO SGL. PRONG
WALL HOOKS EA. OPG.

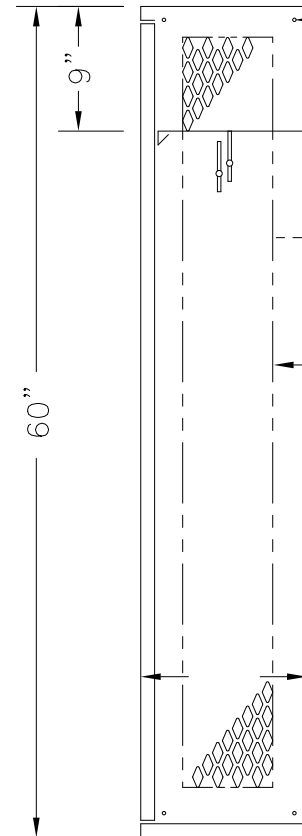
LOCK HOLE COVER PLATE

STAINLESS STEEL RECESSED
POCKET WITH PADLOCK EYE

14GA. DOOR & 16GA. FRAME
DOOR RECEIVES DIAMOND
PERFORATIONS



ELEVATION



BOLT WELDED LOCKER
UNITS TOGETHER @ 4
PLACES

16GA. TOP, BOTTOM,
SHELF & DIVISIONS
DIVISION RECEIVES DIAMOND
PERFORATIONS

18GA. BACK

SECTION @ WALL

60" HIGH SINGLE TIER ALL-WELDED LOCKER

TYPICAL FOR 9", 12" & 15" WIDE, ALLOW 1/16" CREEPAGE PER FRAME
TYPICAL FOR 12", 15", 18", 21" & 24" DEEP

This drawing shows a standard Penco Product. Any modifications
to the product must be approved by Penco Engineering. 8/6/2001



121260AW.dwg

ALUMINUM NO. PLATE

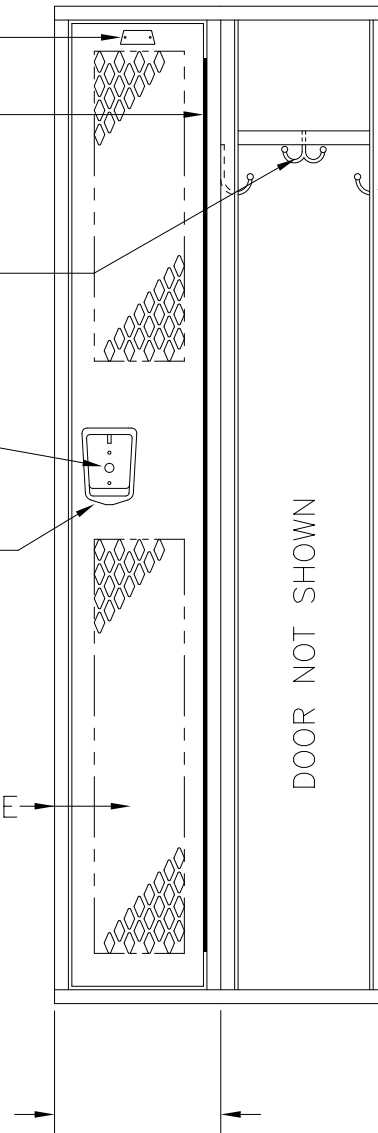
CONTINUOUS HINGE

ONE DBL. PRONG CEILING HOOK & TWO SGL. PRONG WALL HOOKS EA. OPG.

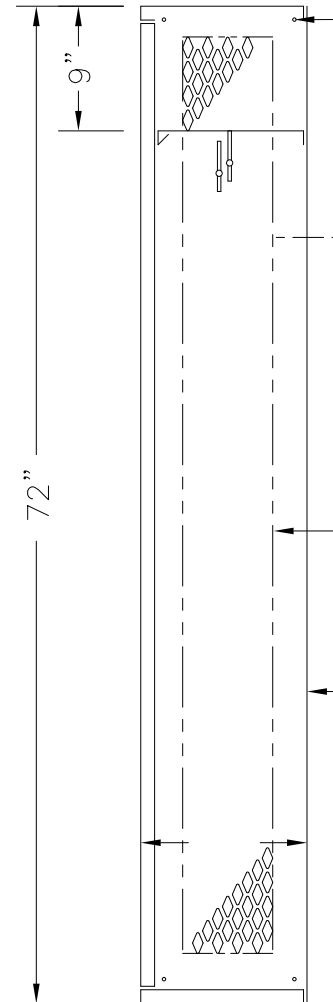
LOCK HOLE COVER PLATE

STAINLESS STEEL RECESSED POCKET WITH PADLOCK EYE

14GA. DOOR & 16GA. FRAME
DOOR RECEIVES DIAMOND PERFORATIONS



ELEVATION



BOLT WELDED LOCKER UNITS TOGETHER @ 4 PLACES

16GA. TOP, BOTTOM, SHELF & DIVISIONS
DIVISION RECEIVES DIAMOND PERFORATIONS

18GA. BACK

SECTION @ WALL

72" HIGH SINGLE TIER ALL-WELDED LOCKER

TYPICAL FOR 9", 12" & 15" WIDE, ALLOW 1/16" CREEPAGE PER FRAME
TYPICAL FOR 12", 15", 18", 21" & 24" DEEP

This drawing shows a standard Penco Product. Any modifications to the product must be approved by Penco Engineering. 8/6/2001



ALUMINUM NO. PLATE

CONTINUOUS HINGE

ONE DBL. PRONG CEILING &
FOUR SGL. PRONG WALL
HOOKS EA. OPG.

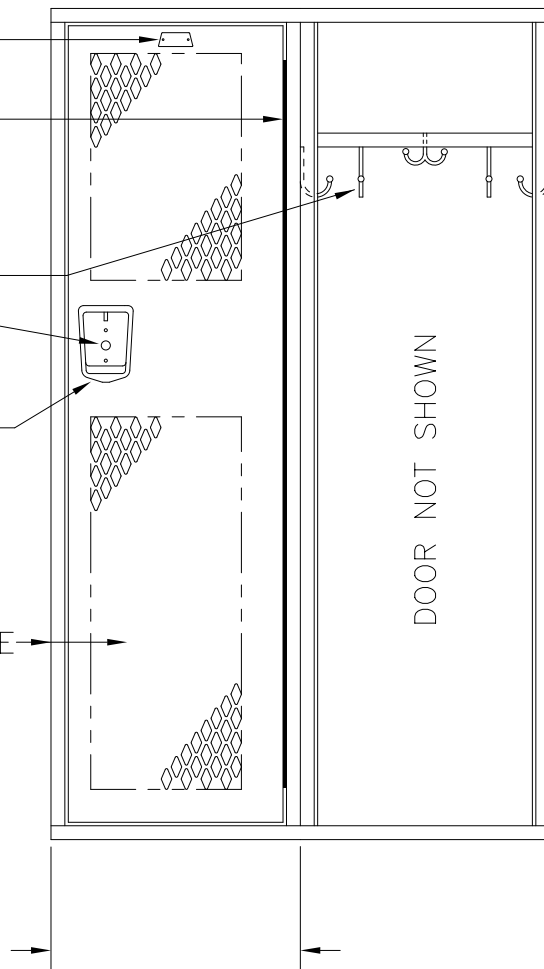
LOCK HOLE COVER PLATE

STAINLESS STEEL RECESSED
POCKET WITH PADLOCK EYE

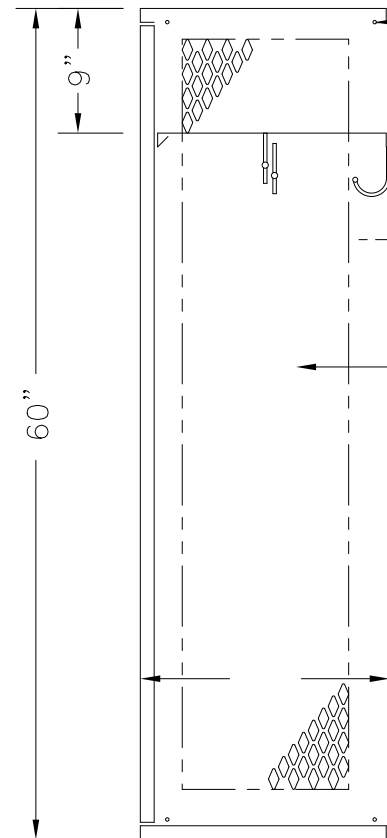
14GA. DOOR & 16GA. FRAME

DOOR RECEIVES DIAMOND
PERFORATIONS

DOOR REINFORCING PAN



ELEVATION



SECTION @ WALL

60" HIGH SINGLE TIER ALL-WELDED LOCKER
18" & 24" WIDE, ALLOW 1/16" CREEPAGE PER FRAME
TYPICAL FOR 18", 21", & 24" DEEP

This drawing shows a standard Penco Product. Any modifications to the product must be approved by Penco Engineering. 8/6/2001



181860.dwg

ALUMINUM NO. PLATE

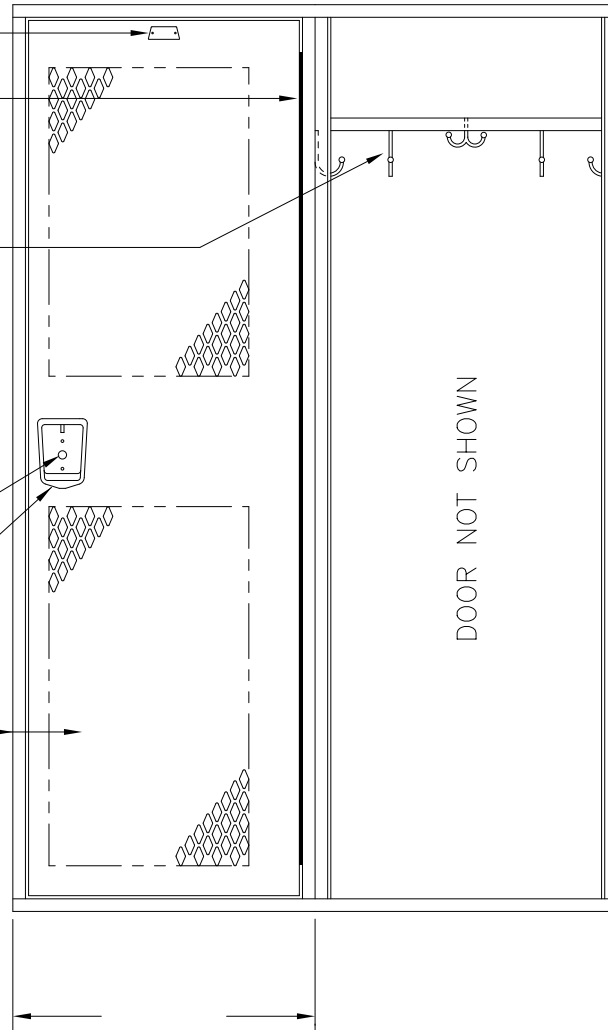
CONTINUOUS HINGE

ONE DBL. PRONG CEILING HOOK
& FOUR SGL. PRONG WALL
HOOKS EA. OPG.

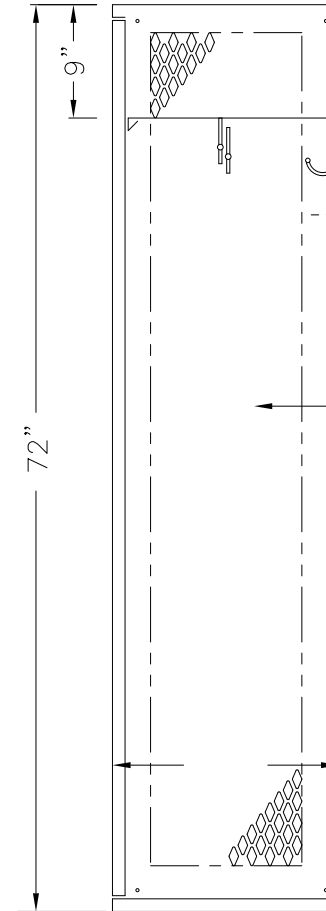
LOCK HOLE COVER PLATE

STAINLESS STEEL RECESSED
POCKET WITH PADLOCK EYE

14GA. DOOR & 16GA. FRAME
DOOR RECEIVES REINFORCING PAN
DOOR RECEIVES DIAMOND
PERFORATIONS



ELEVATION



BOLT WELDED LOCKER
UNITS TOGETHER @ 4
PLACES

16GA. TOP, BOTTOM,
SHELF & DIVISIONS
DIVISION RECEIVES DIAMOND
PERFORATIONS

18GA. BACK

SECTION @ WALL

72" HIGH SINGLE TIER SINGLE DOOR ALL-WELDED LOCKER

This drawing shows a standard Penco Product. Any modifications to the product must be approved by Penco Engineering. 8/6/2001

TYPICAL FOR 18" & 24" WIDE, ALLOW 1/16" CREEPAGE PER FRAME
TYPICAL FOR 18", 21", & 24" DEEP



241872AW.dwg