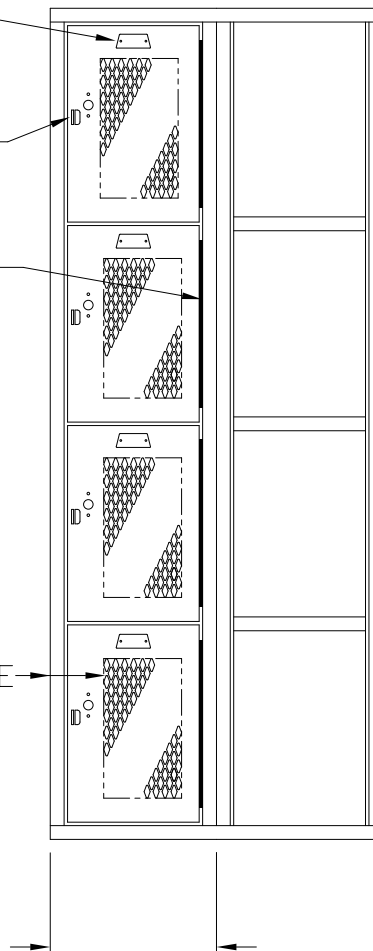


ALUMINUM NO. PLATE

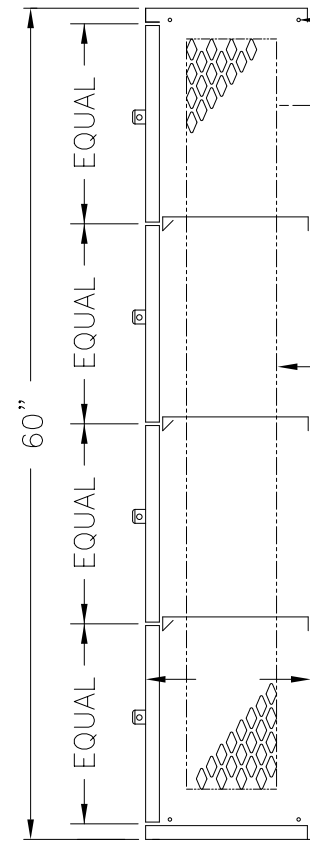
PADLOCK STAPLE/DOOR PULL  
W/ LOCK HOLE COVER PLATE

CONTINUOUS HINGE

14GA. DOOR & 16GA. FRAME  
DOOR RECEIVES DIAMOND  
PERFORATIONS



ELEVATION



BOLT WELDED LOCKER  
UNITS TOGETHER @ 4  
PLACES

16GA. TOP, BOTTOM,  
SHELF & DIVISIONS  
DIVISION RECEIVES DIAMOND  
PERFORATIONS

18GA. BACK

SECTION @ WALL

60" HIGH FOUR TIER ALL-WELDED LOCKER  
TYPICAL FOR 12" & 15" WIDE, ALLOW 1/16" CREEPAGE PER FRAME  
TYPICAL FOR 12", 15", 18", 21" & 24" DEEP

This drawing shows a standard Penco Product. Any modifications  
to the product must be approved by Penco Engineering. 8/6/2001




121260AW4T.dwg

ALUMINUM NO. PLATE

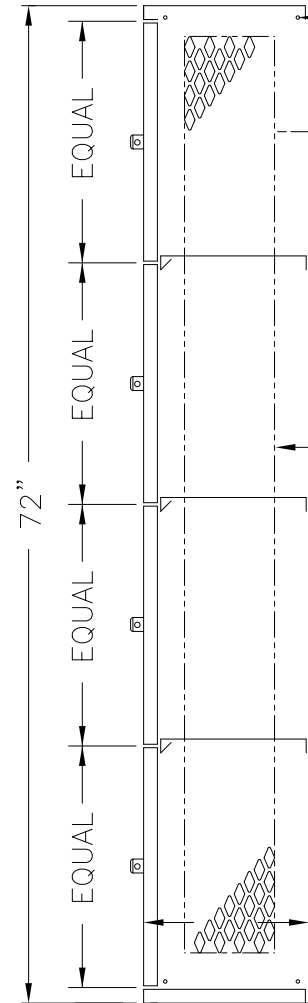
PADLOCK STAPLE/DOOR PULL  
W/ LOCK HOLE COVER PLATE

CONTINUOUS HINGE

14GA. DOOR & 16GA. FRAME  
DOOR RECEIVES DIAMOND  
PERFORATIONS



ELEVATION



BOLT WELDED LOCKER  
UNITS TOGETHER @ 4  
PLACES

16GA. TOP, BOTTOM,  
SHELF & DIVISIONS  
DIVISION RECEIVES DIAMOND  
PERFORATIONS

18GA. BACK

SECTION @ WALL

72" HIGH FOUR TIER ALL-WELDED LOCKER

12" & 15" WIDE, ALLOW 1/16" CREEPAGE PER FRAME  
TYPICAL FOR 12", 15", 18", 21" & 24" DEEP

This drawing shows a standard Penco Product. Any modifications  
to the product must be approved by Penco Engineering. 8/6/2001




121272AW4T.dwg

ALUMINUM NO. PLATE

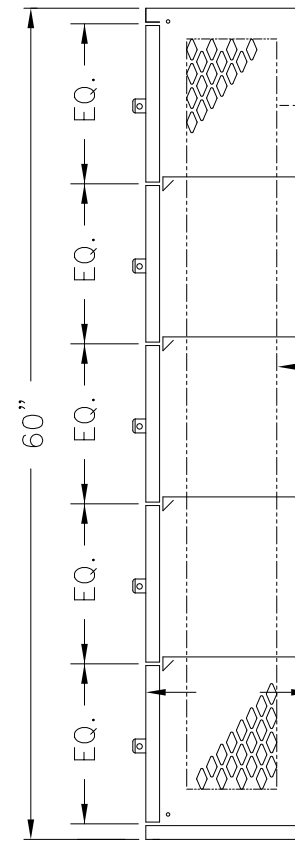
PADLOCK STAPLE/DOOR PULL  
W/ LOCK HOLE COVER PLATE

CONTINUOUS HINGE

14GA. DOOR & 16GA. FRAME  
DOOR RECEIVES DIAMOND  
PERFORATIONS



ELEVATION



BOLT WELDED LOCKER  
UNITS TOGETHER @ 4  
PLACES

16GA. TOP, BOTTOM,  
SHELF & DIVISIONS  
DIVISION RECEIVES DIAMOND  
PERFORATIONS

18GA. BACK

SECTION @ WALL

60" HIGH FIVE TIER ALL-WELDED LOCKER  
12" & 15" WIDE, ALLOW 1/16" CREEPAGE PER FRAME  
TYPICAL FOR 12", 15", 18", 21" & 24" DEEP

This drawing shows a standard Penco Product. Any modifications  
to the product must be approved by Penco Engineering. 8/6/2001



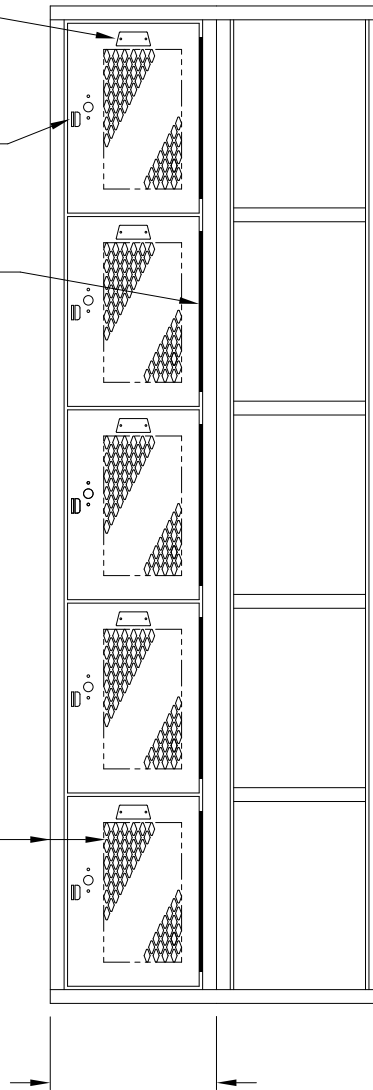
121260AW5T.dwg

ALUMINUM NO. PLATE

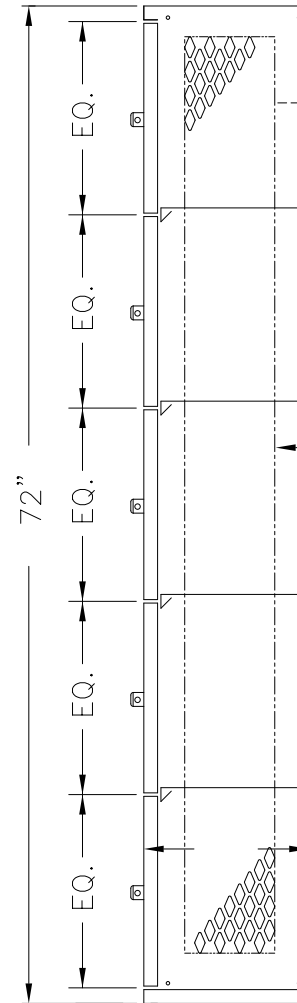
PADLOCK STAPLE/DOOR PULL  
W/ LOCK HOLE COVER PLATE

CONTINUOUS HINGE

14GA. DOOR & 16GA. FRAME  
DOOR RECEIVES DIAMOND  
PERFORATIONS



ELEVATION



BOLT WELDED LOCKER  
UNITS TOGETHER @ 4  
PLACES

16GA. TOP, BOTTOM,  
SHELF & DIVISIONS  
DIVISION RECEIVES DIAMOND  
PERFORATIONS

18GA. BACK

72"

EQ.

EQ.

EQ.

EQ.

EQ.

SECTION @ WALL

72" HIGH FIVE TIER ALL-WELDED LOCKER

12" & 15" WIDE, ALLOW 1/16" CREEPAGE PER FRAME  
TYPICAL FOR 12", 15", 18", 21" & 24" DEEP

This drawing shows a standard Penco Product. Any modifications  
to the product must be approved by Penco Engineering. 8/6/2001

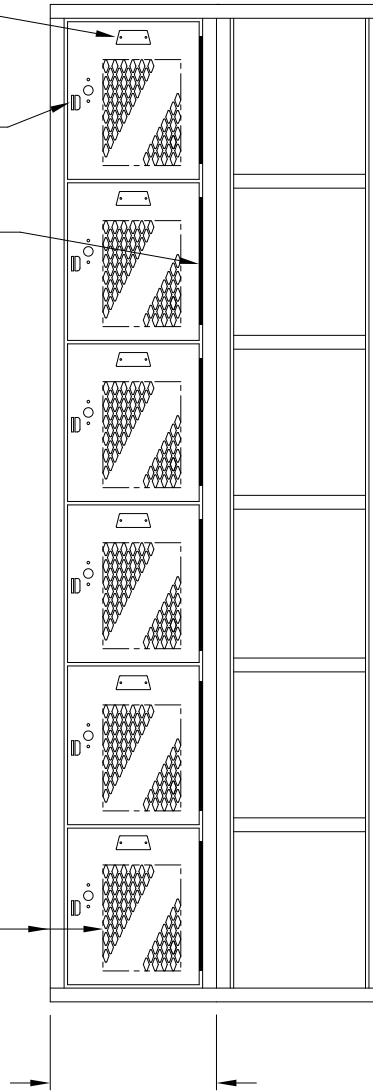


ALUMINUM NO. PLATE

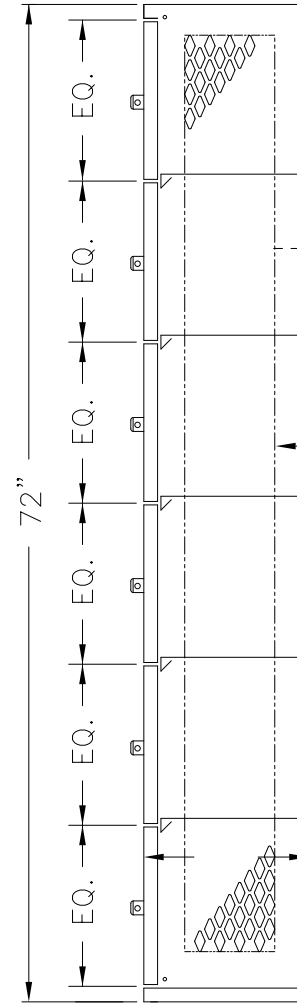
PADLOCK STAPLE/DOOR PULL  
W/ LOCK HOLE COVER PLATE

CONTINUOUS HINGE

14GA. DOOR & 16GA. FRAME  
DOOR RECEIVES DIAMOND  
PERFORATIONS



ELEVATION



BOLT WELDED LOCKER  
UNITS TOGETHER @ 4  
PLACES

16GA. TOP, BOTTOM,  
SHELF & DIVISIONS  
DIVISION RECEIVES DIAMOND  
PERFORATIONS

18GA. BACK

SECTION @ WALL

72" HIGH SIX TIER ALL-WELDED LOCKER

12" & 15" WIDE, ALLOW 1/16" CREEPAGE PER FRAME  
TYPICAL FOR 12", 15", 18", 21" & 24" DEEP

This drawing shows a standard Penco Product. Any modifications  
to the product must be approved by Penco Engineering. 8/6/2001

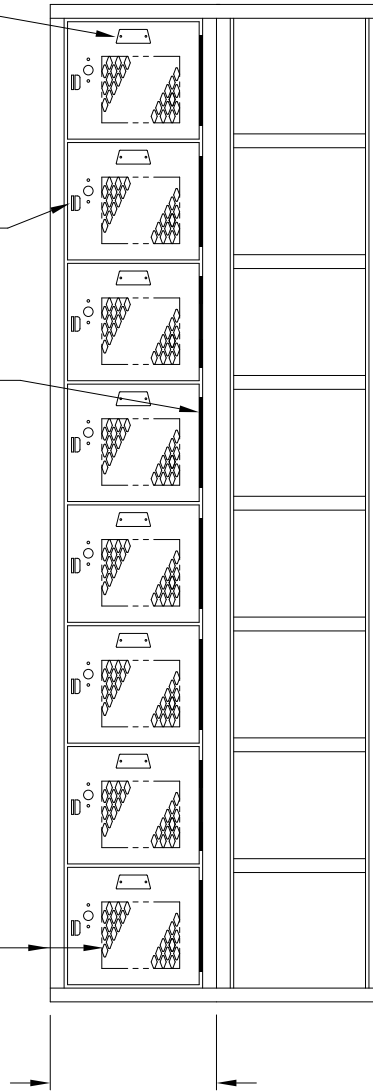


ALUMINUM NO. PLATE

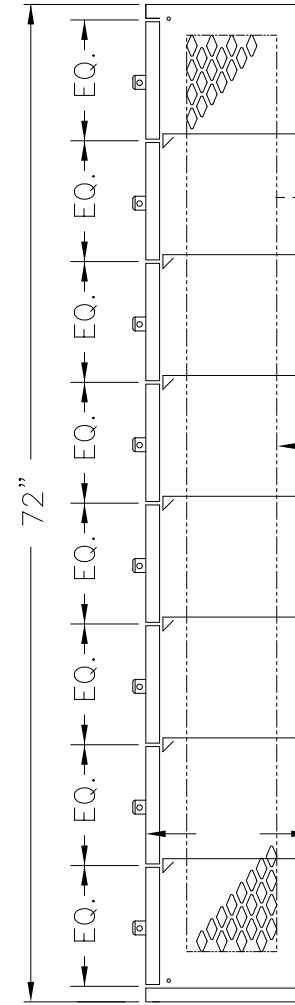
PADLOCK STAPLE/DOOR PULL  
W/ LOCK HOLE COVER PLATE

CONTINUOUS HINGE

14GA. DOOR & 16GA. FRAME  
DOOR RECEIVES DIAMOND  
PERFORATIONS



ELEVATION



BOLT WELDED LOCKER  
UNITS TOGETHER @ 4  
PLACES

16GA. TOP, BOTTOM,  
SHELF & DIVISIONS  
DIVISION RECEIVES DIAMOND  
PERFORATIONS

18GA. BACK

72"

SECTION @ WALL

72" HIGH EIGHT TIER ALL-WELDED LOCKER

12" & 15" WIDE, ALLOW 1/16" CREEPAGE PER FRAME  
TYPICAL FOR 12", 15" & 18" DEEP

This drawing shows a standard Penco Product. Any modifications to the product must be approved by Penco Engineering. 8/6/2001

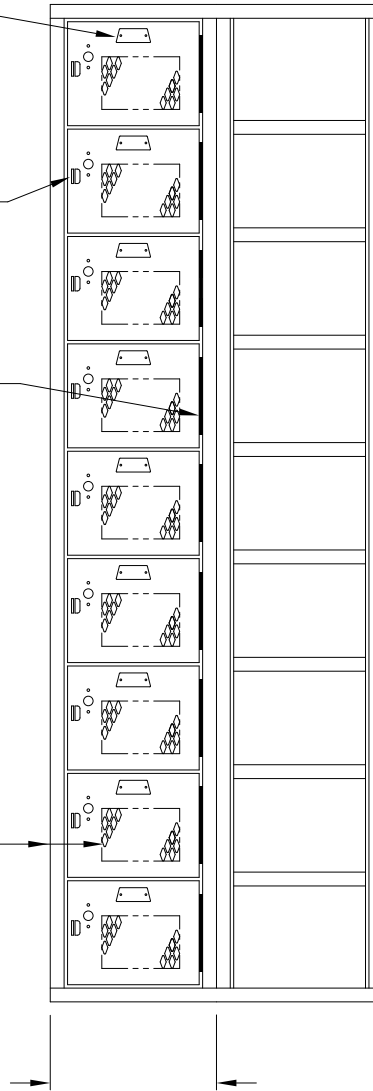


ALUMINUM NO. PLATE

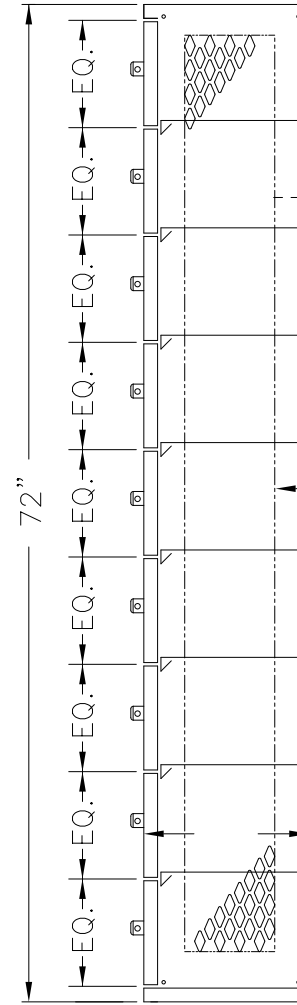
PADLOCK STAPLE/DOOR PULL  
W/ LOCK HOLE COVER PLATE

CONTINUOUS HINGE

14GA. DOOR & 16GA. FRAME  
DOOR RECEIVES DIAMOND  
PERFORATIONS



ELEVATION



BOLT WELDED LOCKER  
UNITS TOGETHER @ 4  
PLACES

16GA. TOP, BOTTOM,  
SHELF & DIVISIONS  
DIVISION RECEIVES DIAMOND  
PERFORATIONS

18GA. BACK

SECTION @ WALL

72" HIGH NINE TIER ALL-WELDED LOCKER

TYPICAL FOR 12" & 15" WIDE, ALLOW 1/16" CREEPAGE PER FRAME

TYPICAL FOR 12", 15" & 18" DEEP

This drawing shows a standard Penco Product. Any modifications to the product must be approved by Penco Engineering. 8/6/2001



121272AW9T.dwg